



Law Society Mobile App

Installation and Activation Guide

Last update : 16 August 2018




Step 1

App Installation

Android version

- From PC:
<https://play.google.com/store/apps/details?id=hk.com.itehk.hklawsoc1>



- From mobile:





Step 2

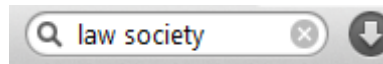
App Installation

iOS version

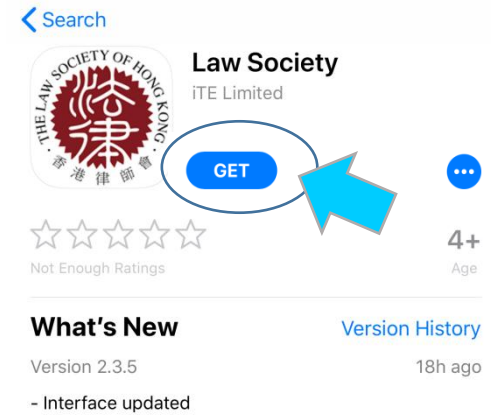


- From PC:
<https://itunes.apple.com/hk/app/law-society/id570108435?mt=8>

or

- From iTunes:



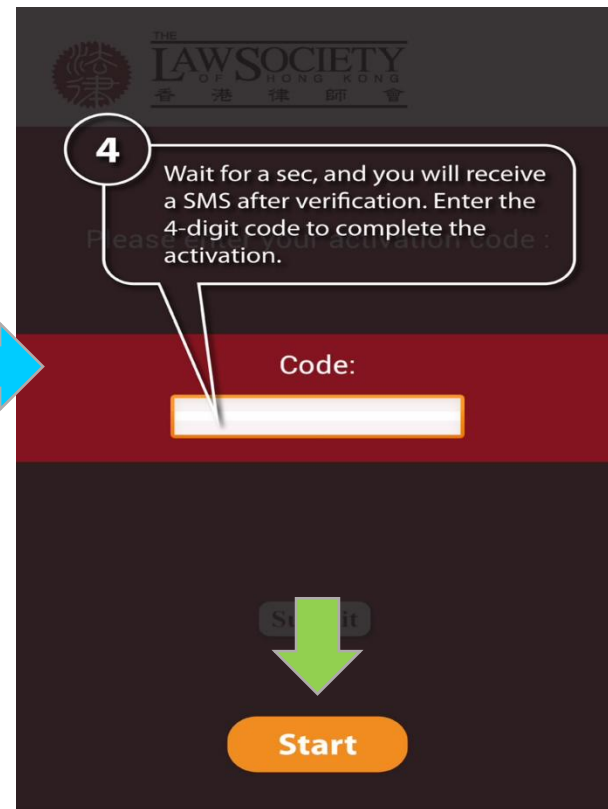
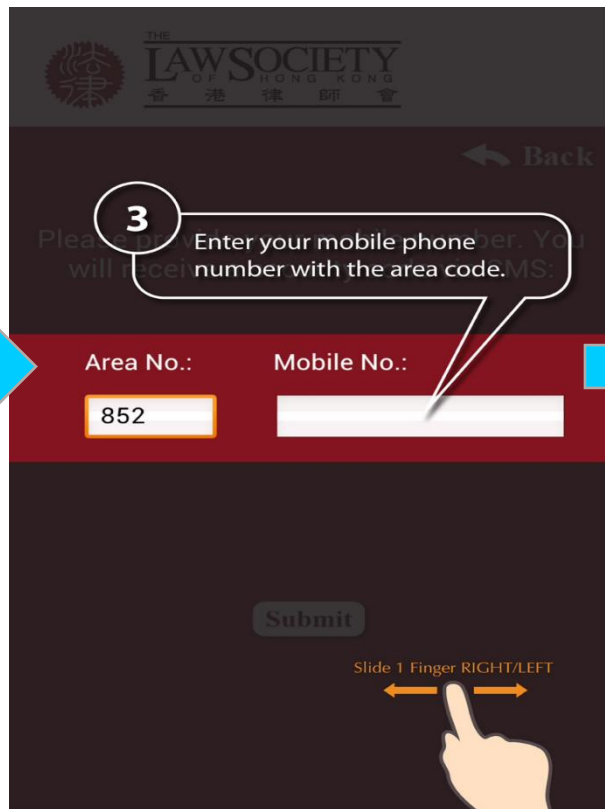
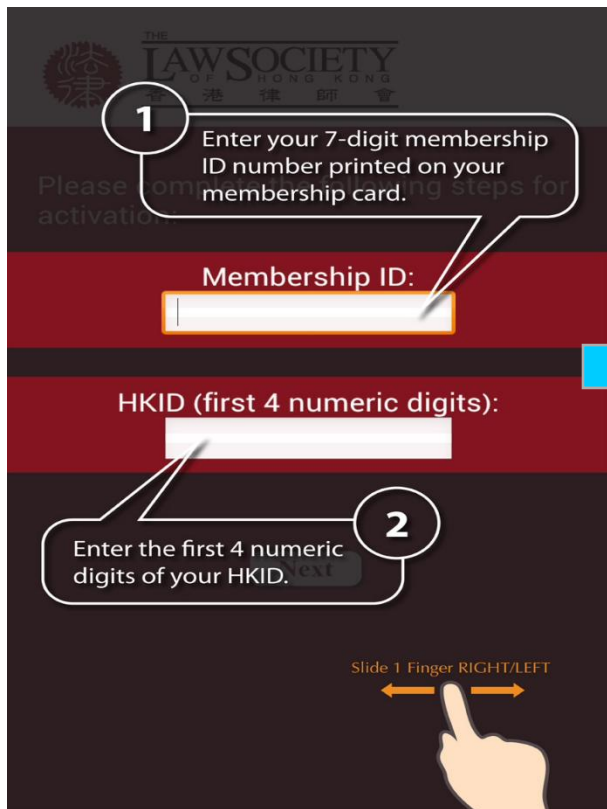
- From mobile:





Step 3

App Activation



FAQ



Q1) I am a full member. Where can I get my membership ID?

- Full members can find their membership ID which starts with “S” (e.g. S012345) on their membership ID cards issued by the Law Society.

FAQ



Q2) I am a trainee solicitor. Where can I get my membership ID?

- Any trainee solicitor who would like to activate the App should enter a file number in the required field “Membership ID” with “T” as the prefix and the first 4 numeric digits of their Hong Kong Identity Card in the “HKID (first 4 digits)” field for the App Activation.
- To retrieve the file number for App Activation, please state your request by providing your full name, ID card number and date of birth (for identify verification) via the “Members' Online Enquiry Service” at the Members’ Zone of the Law Society’s website and state your retrieval request.